

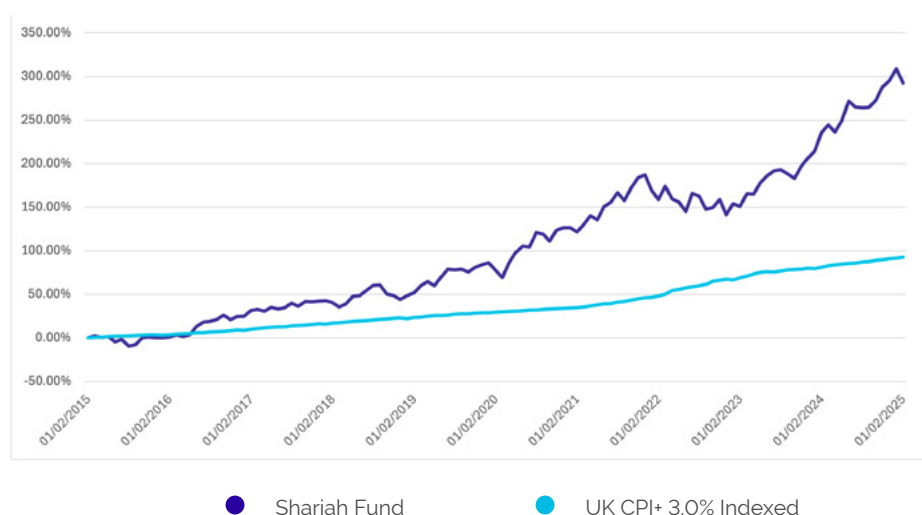
Shariah Fund

28 February 2025

This document is provided for informational purposes only and should not be construed in any way as giving investment advice. Past performance is not necessarily a guide to future performance, as the value of the units may go up or down and any return is not guaranteed.

Investment objective

The fund tracks the Dow Jones Islamic Market Titans Index, which comprises Shariah-compliant companies endorsed by the HSBC Amanah Shariah Supervisory Committee. This is a higher-risk fund investing in company shares from around the world and is compliant with Islamic Shariah principles.



Fund information

Unit Price (28/02/2025)	£43.16
Launch Date	08/04/2013
Fund Size (28/02/2025)	£220.15 Million
Performance Target	UK Consumer Price Index +3.0% p.a.
AMC	0.50%
Citi Code	KOVY
ISIN	GB00BY2PJ30
Sedol	BY2PJ3

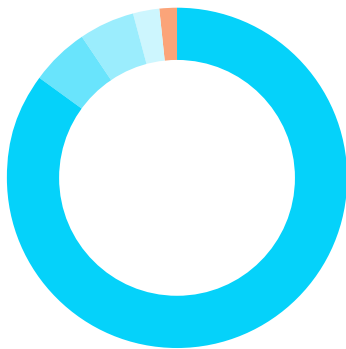
*The charges are based on standard scheme charges. If you have more than £3,000 saved with us, you will get a rebate on your annual management charge (AMC). [Find out more.](#)

Cumulative performance to 28/02/2025	1 Year	3 Years	5 Years	10 Years
Shariah Fund	16.8%	51.6%	121.0%	292.4%
CPI+3.0%	5.2%	27.5%	44.2%	82.5%

Discrete performance to 28/02/2025	29/02/20-28/02/21	28/02/21-28/02/22	28/02/22-28/02/23	28/02/23-28/02/24	28/02/24-28/02/25
Shariah Fund	24.8%	16.8%	-3.1%	34.0%	16.8%
CPI+3.0%	3.5%	9.3%	13.8%	6.6%	5.2%

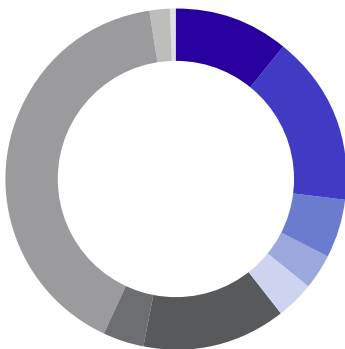
Asset allocation as at 31/12/2024

Asset breakdown



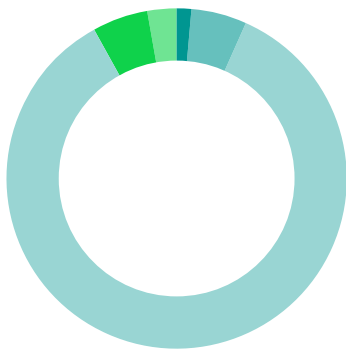
North America Equities	85.3%
Europe ex UK Equities	5.4%
Asia Pacific ex Japan Equities	5.3%
Japan Equities	2.6%
United Kingdom Equities	1.5%

Sector breakdown



Communication Services	10.9%
Consumer Discretionary	16.3%
Consumer Staples	5.4%
Energy	3.3%
Financials	3.8%
Health Care	13.5%
Industrials	4.0%
Information Technology	40.6%
Materials	2.0%
Real Estate	0.3%

Region breakdown



UK	1.5%
Europe ex UK	5.4%
North America	85.3%
Asia Pacific ex Japan	5.3%
Japan	2.6%

Top 10 holdings

APPLE INC	8.6%
NVIDIA CORP	8.2%
MICROSOFT CORP	8.0%
AMAZONCOM INC	6.8%
META PLATFORMS INC A	4.2%
TESLA INC	3.7%
ALPHABET INC A	3.7%
BROADCOM INC	3.6%
ALPHABET C	3.0%
ELI LILLY & CO	2.0%